


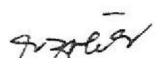
**APO PRODUCTION UNIT, INC.**  
**CONDENSED STATEMENT OF FINANCIAL POSITION**  
**CORPORATE FUND**  
**AS OF DECEMBER 31, 2021 AND 2020**

	<u>12/31/2021</u> <u>(UNAUDITED)</u>	<u>12/31/2020</u> <u>(AUDITED)</u>
<b>ASSETS</b>		
<b>Current Assets</b>		
Cash and Cash Equivalents	827,061,571	625,867,328
Receivables	1,485,224,062	1,201,782,988
Inventories	337,957,869	416,306,330
Other Current Assets	1,285,395,777	1,094,311,457
<b>Total Current Assets</b>	<b>3,935,639,279</b>	<b>3,338,268,104</b>
<b>Non-Current Assets</b>		
Investments in Joint Ventures	-	-
Receivables	940,600	940,600
Property, Plant and Equipment	105,278,433	91,246,712
Intangible Assets	2,174,295	4,076,014
Deferred Tax Assets	13,785,463	14,623,230
Other Non-Current Assets	10,920,413	10,615,573
<b>Total Non-Current Assets</b>	<b>133,099,203</b>	<b>121,502,129</b>
<b>Total Assets</b>	<b>4,068,738,482</b>	<b>3,459,770,233</b>
<b>LIABILITIES</b>		
<b>Current Liabilities</b>		
Financial Liabilities	1,504,536,217	1,420,056,215
Inter-Agency Payables	1,166,840,676	868,243,628
Trust Liabilities	15,387,068	2,443,345
Deferred Credits/Unearned Income	382,115,869	244,153,845
Other Payables	1,468,993	1,561,434
<b>Total Current Liabilities</b>	<b>3,070,348,823</b>	<b>2,536,458,466</b>
<b>Non-Current Liabilities</b>		
Financial Liabilities	94,518,250	94,518,250
Provisions	22,515,163	44,436,944
Deferred Tax Liabilities	2,804,861	3,365,833
Other Payables	65,035,465	169,169,537
<b>Total Non-Current Liabilities</b>	<b>184,873,739</b>	<b>311,490,564</b>
<b>Total Liabilities</b>	<b>3,255,222,562</b>	<b>2,847,949,030</b>
<b>EQUITY</b>		
Revaluation Surplus	2,908,467	2,908,467
Retained Earnings/(Deficit)	810,607,453	608,912,736
<b>Total Equity</b>	<b>813,515,920</b>	<b>611,821,203</b>
<b>Total Liabilities and Equity</b>	<b>4,068,738,482</b>	<b>3,459,770,233</b>

Prepared by:

  
 Kristine Grace A. Balugot  
 Chief Accountant

Noted by:

  
 Evangeline D. Zoleta  
 Finance Manager


**APO PRODUCTION UNIT, INC**  
**CONDENSED STATEMENT OF COMPREHENSIVE INCOME**  
**CORPORATE FUND**  
**FOR THE YEARS ENDED DECEMBER 31, 2021 AND 2020**

	<u>12/31/2021</u> <u>(UNAUDITED)</u>	<u>12/31/2020</u> <u>(AUDITED)</u>
<b>Income</b>		
Service and Business Income	4,214,904,916	2,832,881,314
Gains	12,797	-
Other Non-Operating Income	31,166,706	20,245,003
<b>Total Income</b>	<u>4,246,084,420</u>	<u>2,853,126,317</u>
<b>Expenses</b>		
Personnel Services	(91,519,673)	(83,437,933)
Maintenance and Other Operating Expenses	(101,403,836)	(100,215,498)
Financial Expenses	(24,350)	(25,642)
Direct Costs	(3,808,584,762)	(2,395,644,176)
Non-Cash Expenses	(13,163,277)	(7,920,686)
<b>Total Expenses</b>	<u>(4,014,695,897)</u>	<u>(2,587,243,935)</u>
<b>Profit/(Loss) Before Tax</b>	<b>231,388,523</b>	<b>265,882,383</b>
<b>Income Tax Expense/(Benefit)</b>		
<b>Income Tax Expenses-Current</b>	<b>50,188,033</b>	<b>64,775,668</b>
<b>Income Tax Expenses-Deferred</b>	<b>-</b>	<b>30,685</b>
<b>Profit/(Loss) After Tax</b>	<b>181,200,489</b>	<b>201,076,029</b>
<b>Net Assistance/Subsidy/(Financial Assistance/Subsidy/Contribution)</b>		
<b>Net Income/(Loss)</b>	<b>181,200,489</b>	<b>201,076,029</b>
<b>Other Comprehensive Income/(Loss) for the Period</b>		
<b>Comprehensive Income/(Loss)</b>	<u><b>181,200,489</b></u>	<u><b>201,076,029</b></u>

	<u>12/31/2021</u> <u>(UNAUDITED)</u>	<u>12/31/2020</u> <u>(AUDITED)</u>
Sales Revenue	4,174,647,280	2,780,051,733
Share in the Profit/Revenue of Joint Venture	40,257,636	52,829,581
<b>Total Service and Business Income</b>	<u><b>4,214,904,916</b></u>	<u><b>2,832,881,314</b></u>
 Gain on Forex	 <u><b>12,797</b></u>	 <u><b>-</b></u>

<u>Other Non-Operating Income</u>		
Interest Income from bank deposits	360,447	494,324
Miscellaneous Income	319,669	905,645
Bid Documents	589,000	405,000
Other Income	29,897,591	18,440,035
<b>Total Other Non-Operating Income</b>	<u><b>31,166,706</b></u>	<u><b>20,245,003</b></u>

Prepared by:

  
Kristina Grace A. Baluyot  
Chief Accountant

Noted by:

  
Evangelina D. Zoleta  
Finance Manager